



The top 20 whatsapp secrets you probably never heard about

www.MakingMoneyUsingSocialMedia.com



Everyone know about whatsapp at this point in time, but most people only use the platform for chatting and extension their social reach through their phone. The truth us that there are many ways to use whatsapp for business and we are going to tell you 21 secrets about this platform that you probably didn't know and will help you for personal and business reasons.

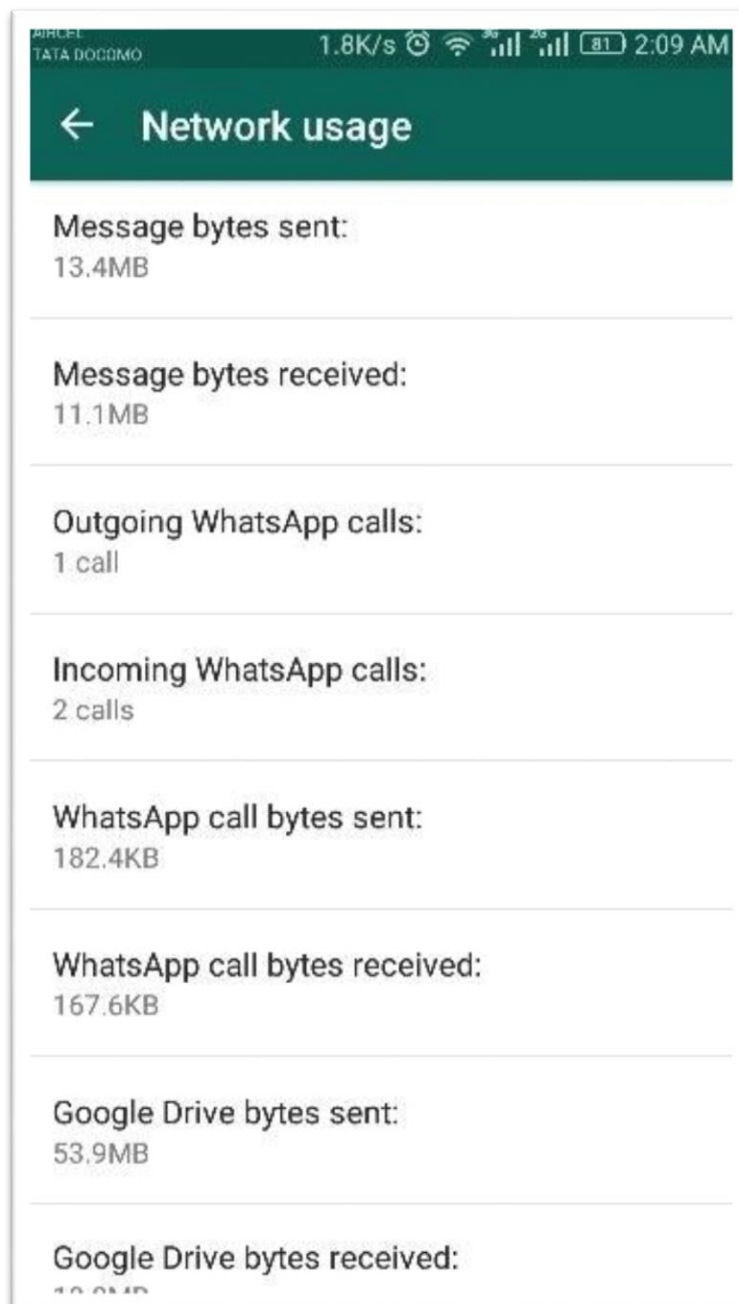
1. Locate a group chat easily



You can do this by searching for any of your contacts that were part of the group. This is going to make it very easy for you to check for any old topics that you might want to revisit.

How: All you have to do is tap their name for more information and all the groups you have in common will show up.

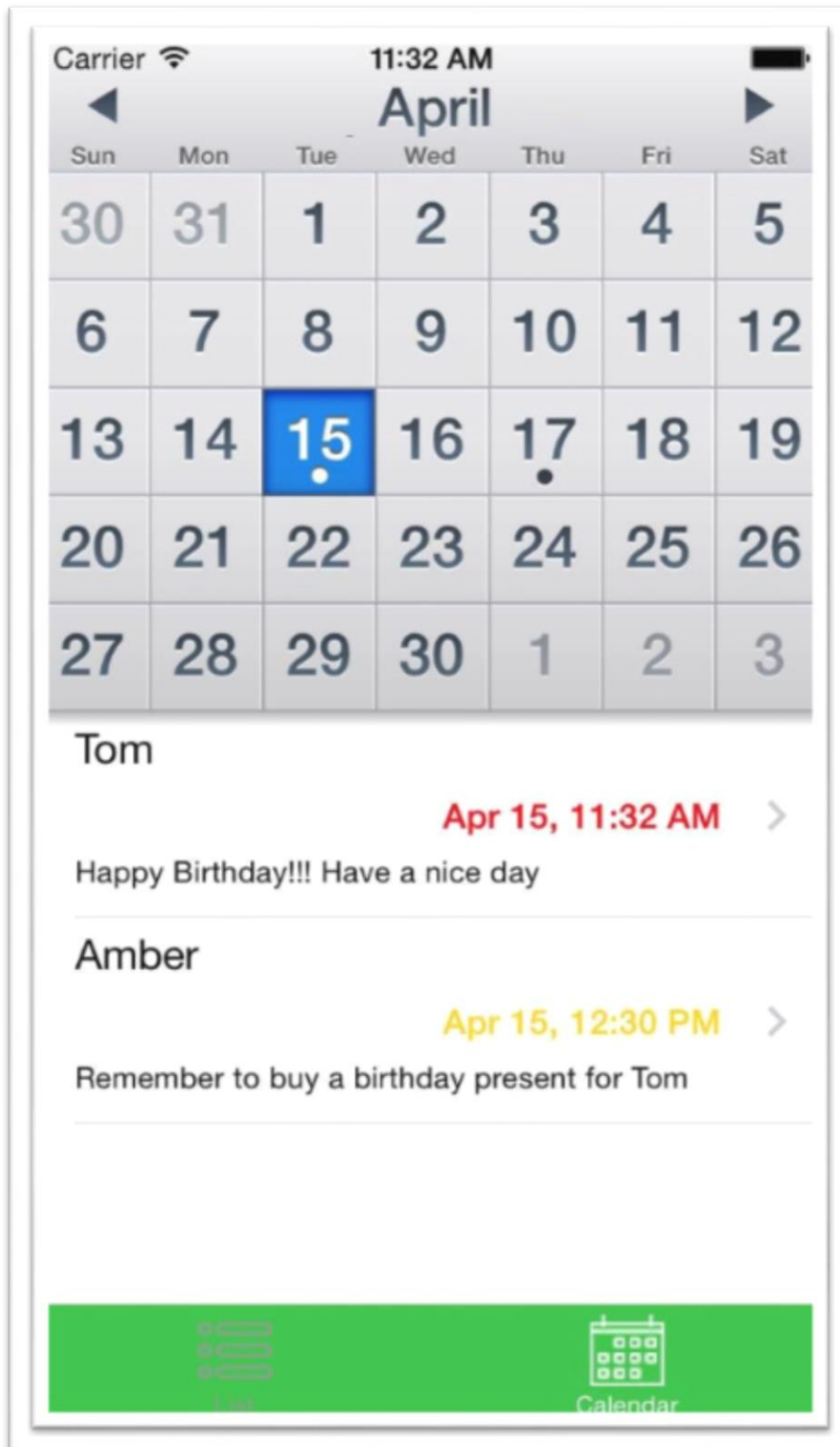
2. Save data on calls



Making calls can be a great feature with whatsapp but there is plenty of data consumption with this.

How: You can go into settings/chats/calls and at the very bottom there is “low data usage” when you turn this on, you will decrease the data amounts that is used when calls are made with whatsapp.

3. Adding calendar dates instantly



This is going to be very important because you might forget about appointments or tasks, but with this reminder all you have to do is state a specific date and then you will be automatically linked to adding it to your calendar of activities. This only seems to work for iOS for now. 4-Bookmark messages

This is great when you want to avoid scrolling through a load of messages.

How: Just double tap any of your messages and you will see a star icon. Double tap it and you will bookmark it to easily find it in a sea of messages.

4. Get selected notifications

Maybe you only want to be notified of certain things.

How: This is going to require that you tap on the name of a group chat and then bring up the information for the group and get custom notifications by selecting a specific custom message alert for the chats you choose.

5. Find out where your contacts are located

This is a great way to find out where your contact is currently located.

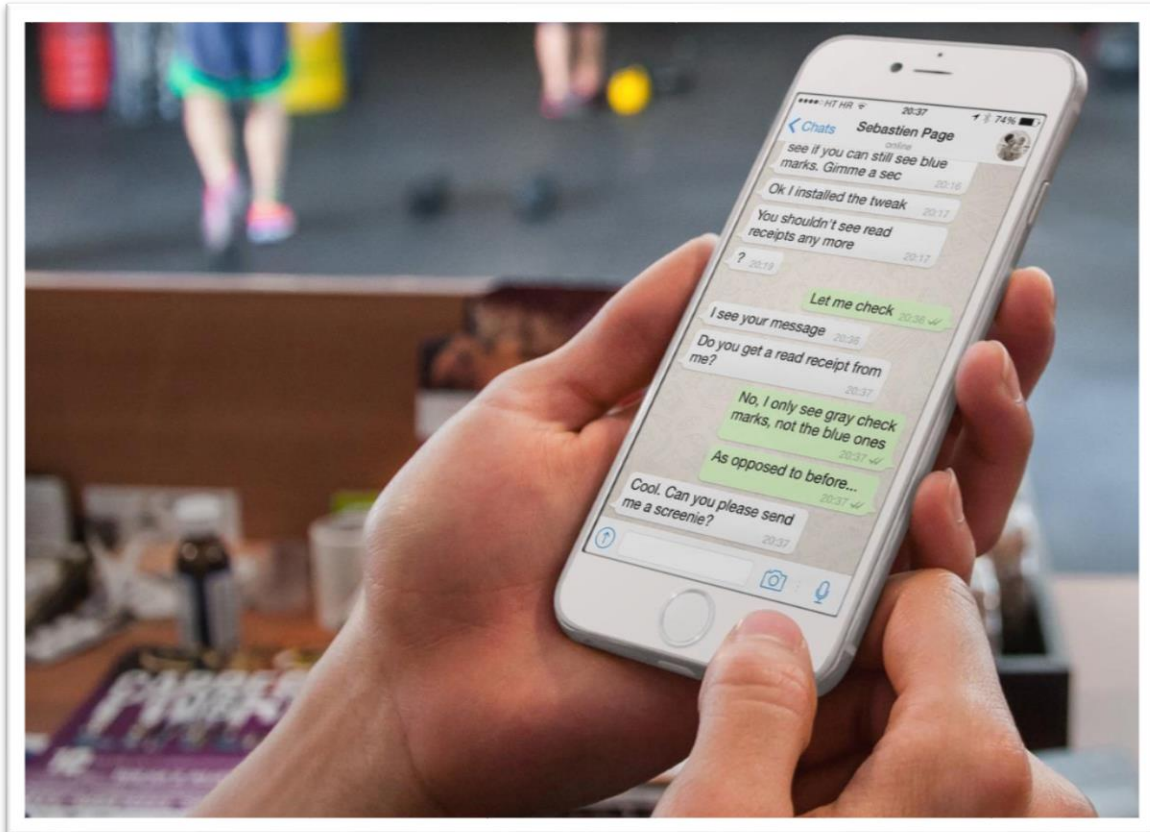
How: The way to find out is that the location share appears as a dropped pin if a real GPS based location.

6. Create conversation shortcuts

This can be a great way to have quick access to conversations.

How: All you need to do is tap and hold the chat and you will see a pop up tab. Then just select the “add conversation shortcut” option and you will have access to it. This is only available for Android right now.

7. Muting chats



This is going to be very useful when you don't feel like having to deal with a bunch of chats that are simply wasting your time. You can mute a chat for different periods of time.

How: Just tap on a group and bring up the group info for the mute chat option.

8. Get rid of the blue checks

This has become a very serious problem for a large number of individuals who end up in problems with their friends because they think they are being ignored.

How: You can delete the blue check marks by changing your privacy settings and disabling read receipts.

9. Multiple accounts with one phone

You can have more than one whatsapp account with a single phone.

How: Android users have this feature by default. Those who don't have lollipop can use the SwitchMe app to do it.

10. Keep people from reading your headlines

You can keep the message notification previews from being show in the settings tab.

How: Just click on settings and in “notifications” disable “show previews”.

11. Visual reminding feature


You can always avoid forgetting about messages you already read but never replies.

How: When you tap on “mark as unread” you will see a blue dot that appears as a way to visually mark the event.

12. Avoid stuffing the internal ram with whatsapp

How: Just get whatsapp on your SD by installing foldermount and this app will take care of the task of migrating your future uploads and general usage to your SD card.

13. Send any kind of file with whatsapp



How: You can send any kind of “incompatible” file with whatsapp, just rename the file extension and then you will be able to do this without issues.

14. Backup all chat and media with Google drive

How: This is a great feature that allows you to get a quick connection between whatsapp and Google drive to create online backups of all of your file, videos, chats, etc.

15. Use whatsapp to transfer media

How: You can easily use whatsapp to transfer all kinds of media from your PC to your mobile. All you need to do is update your file sent chats on the whatsapp web and you can download the file to your PC.

16. Create custom notification rings for chats

How: This is going to be a great way to for you decide what to pay attention to. Just go into a chat, tap the contacts name and on custom notifications change the tone to be able to tell casual chat from business chat.

17. Sending messages in stealth mode

How: Just open up your Google app and use voice recognition by saying “send a whatsapp message to John doe” just say the name of the person and then the message can be spoken for the system to send it and there will be no “last seen” message.

18. Send large files

How: There is a 16mb limit with whatsapp but you can send up to 10 GB by incorporating the use of Google Drive to whatsapp.

19. See the last seen and hide yours

How: Send one message to someone and then delete that person from your contact list, then you should just navigate to settings/account and set the preference for last seen to contacts only.